

 Sluitrelais met zekering

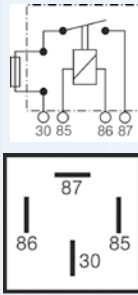
 Relay, main current, contact closed in working position - with fuse

 Schliesser Relais - mit Sicherung

 Relais à courant de travail, contact à fermeture- avec fusible

12V - 24V

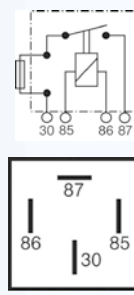
12V



SR.045

Input V 12 Output A 15

vpe 

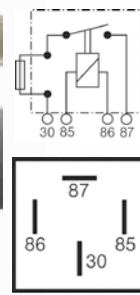


SR.145

Input V 12 Output A 30

vpe 

24V



SR.093

Input V 24 Output A 20

vpe 

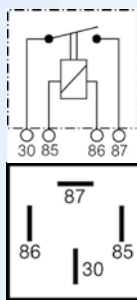
 Sluitrelais

 Relay, main current, contact closed in working position

 Schliesser Relais

 Relais à courant de travail, contact à fermeture

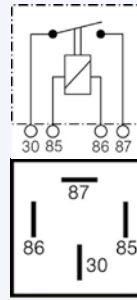
12V - 24V



SR.040

Input V 12 Output A 30

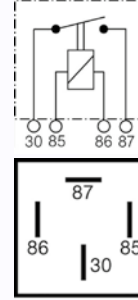
vpe 



SR.053

Input V 12 Output A 40

vpe 

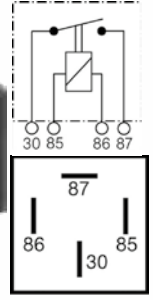


SR.138

Input V 12 Output A 70

vpe 

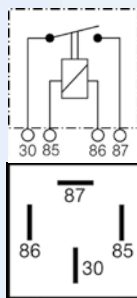
46,3 x 45 x 46,3 mm



SR.150

Input V 12 Output A 200

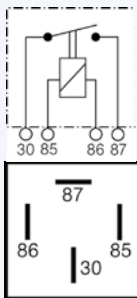
vpe 



SR.041

Input V 24 Output A 20

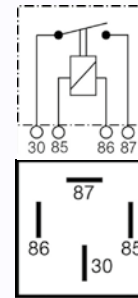
vpe 



SR.095

Input V 24 Output A 22

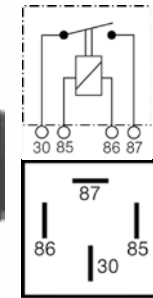
vpe 



SR.141

Input V 24 Output A 40

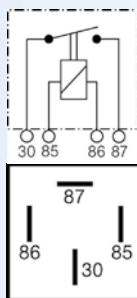
vpe 



SR.170

Input V 24 Output A 80

vpe 



SR.151

Input V 24 Output A 100

vpe  46,3 x 45 x 46,3 mm

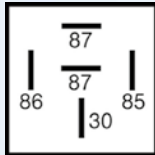
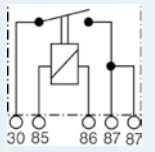
 Sluitrelais - met 2 x uitgang

 Relay, main current, contact closed in working position- with 2 x output

 Schliesser Relais- mit 2 Ausgänge

 Relais à courant de travail, contact à fermeture- avec 2 x sortie

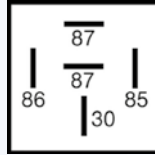
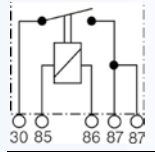
12V - 24V



SR.056

Input V 12 Output A 40


vpe 



SR.075

Input V 24 Output A 20

vpe 

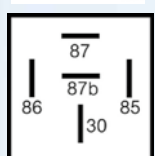
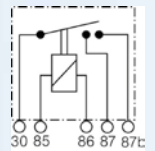
 Sluitrelais - met 2 x uitgang / aansluiting

 Relay, main current, contact closed in working position- with 2 x output/connection

 Schliesser Relais- mit 2 Ausgänge/Anschlusse

 Relais à courant de travail, contact à fermeture- avec 2 x sortie/connection

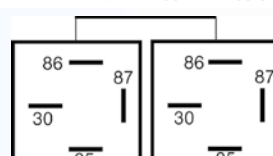
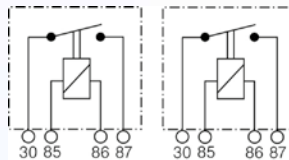
12V - 24V



SR.059

Input V 24 Output A 2 X 20

vpe 



SR.152

Input V 24 Output A 2 X 30

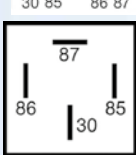
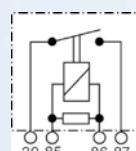
vpe 

 Sluitrelais met resistor

 Relay, main current, contact closed in working position - with resistor 12V - 24V

 Schliesser Relais - mit Resistor

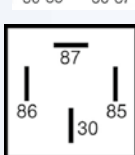
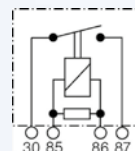
 Relais à courant de travail, contact à fermeture- avec résistance



SR.061

Input V 12 Output A 40

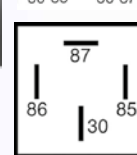
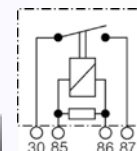
vpe 



SR.081

Input V 24 Output A 20

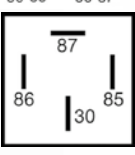
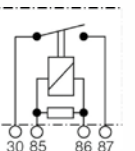
vpe 



SR.131

Input V 24 Output A 40

vpe 



SR.143

Input V 24 Output A 70

vpe 

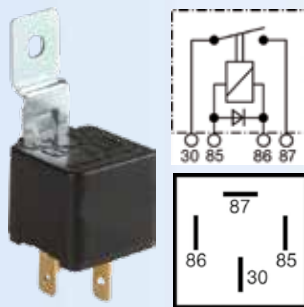
 Sluitrelais met diode

 Relay, main current, contact closed in working position - with diode

 Schliesser Relais - mit Diode

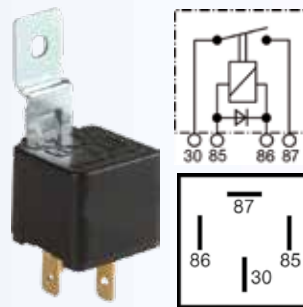
 Relais à courant de travail, contact à fermeture- avec diode

12V - 24V



SR.064

Input V 12 Output A 40
vpe 



SR.142

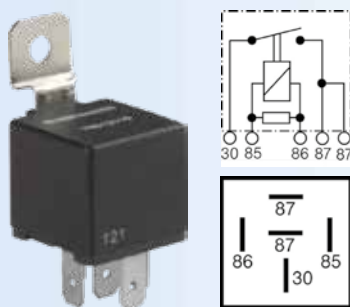
Input V 12 Output A 70
vpe 

 Sluitrelais - met 2 x uitgang - resistor

 Relay, main current, contact closed in working position- with 2 x output - resistor

 Schliesser Relais- mit 2 Ausgänge - Resistor

 Relais à courant de travail, contact à fermeture- avec 2 x sortie - avec résistance 12V



SR.065

Input V 12 Output A 40
vpe 

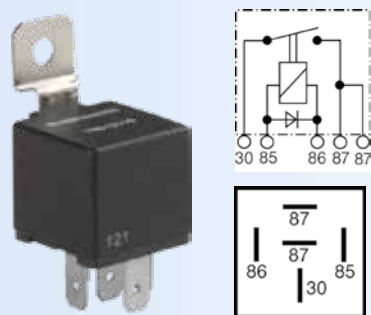
 Sluitrelais - met 2 x uitgang - diode

 Relay, main current, contact closed in working position- with 2 x output - diode


 Schliesser Relais- mit 2 Ausgänge - Diode

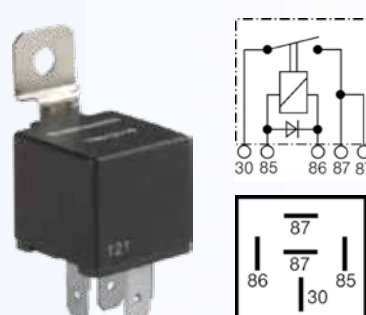
 Relais à courant de travail, contact à fermeture- avec 2 x sortie - avec diode

12V - 24V



SR.067

Input V 12 Output A 40
vpe 



SR.087

Input V 24 Output A 20
vpe 